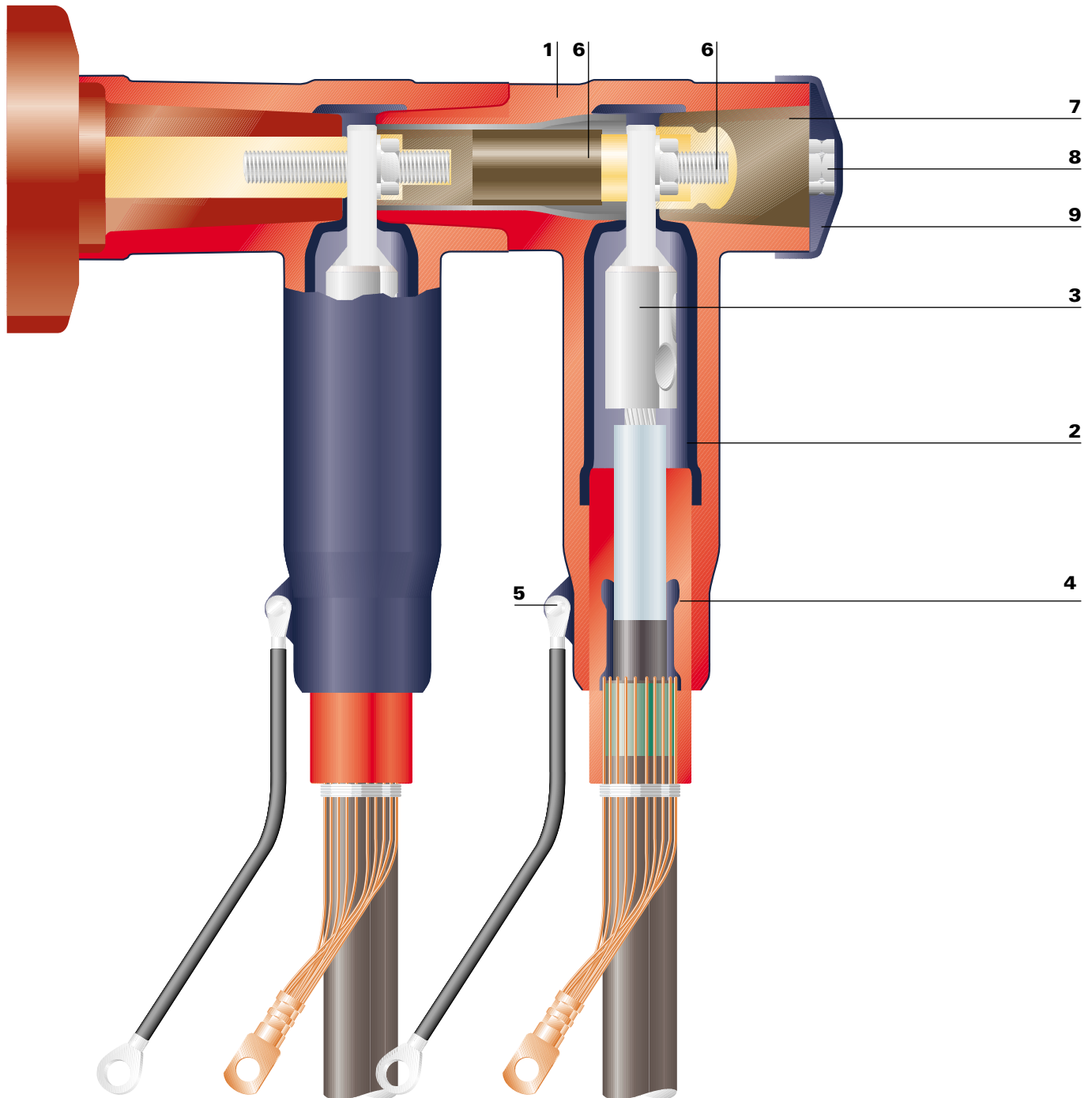


RSTI-CC-L **Screened, separable, coupling connection system** **630 A up to 24 kV**

Features

- The screened coupling connector is designed to mate with the rear end of the base screened connector system RSTI designed for 24 kV.
- The insulation of the coupling connector is made of a highly modified silicone rubber characterised by high tracking resistance, elongation at break and non-flammability.
- A thin-walled screen is permanently bonded onto the insulation and protects the connection system against accidental contact.
- The screened coupling connector need not be removed for oversheath testing.
- The combination of screened connector and coupling connector exceeds CENELEC HD 629.1 S1 requirements, which include BS, VDE and other international specifications.
- The combination of screened connector and coupling connector fits 630 A bushings as specified by CENELEC HD 506 S1, DIN 47636, EN 50180 and EN 50181.
- The compact design supports the use of double "T" connections inside standard terminal boxes.
- The wide application range covers cable cross-sections from 25 to 300 mm².
- Conductor connection with mechanical or DIN lugs.
- Easily accessible rear plug with capacitive test point.
- Few accessories required for system test and earth connection.
- Complete kit including lugs for easier installation and storage.



**1 Screened body**

A thin-walled conductive outer screen is permanently bonded to the silicone rubber insulating material of the body.

2 Inner screen

A conductive inner layer, as a faraday cage around the compression or mechanical lug, prevents corona at rated voltage.

3 Compression or mechanical lugs

Specially designed DIN compression lugs, as well as tinned, mechanical lugs with shear bolts for connecting either aluminium or copper conductor cables.

4 Stress cone adapter

Relieves electrical stress at the point where the cable screen is cut. The insulated section, extending beyond the wire shielding, provides a convenient point for oversheath testing.

5 Earthing eye and ground lead

Provides a connection point for earthing the screen.

6 Threaded pin assembly

A threaded pin assembly together with a washer, spring washer and hex nut ensure high-performance electrical and mechanical contact with the previous installed connector.

7 Rear plug with test point

Removable rear plug with capacitive test point.

8 Test point

The test point is used to determine whether the circuit is energised; alternatively it can be used for phasing.

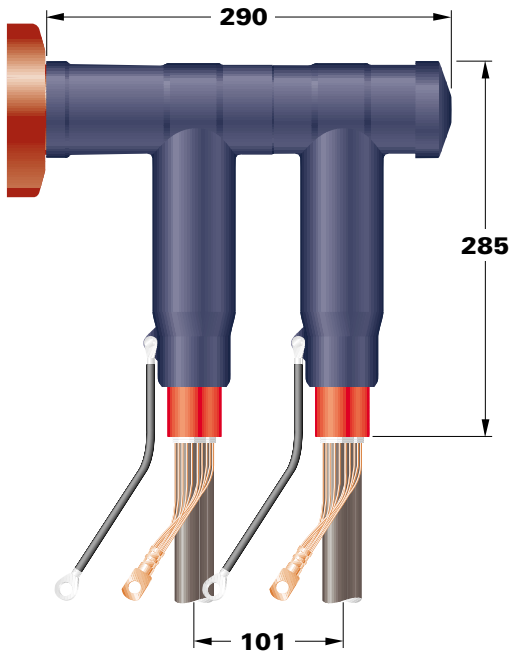
9 Conductive end cap

Electrical screen and protection of the rear end of the separable connector.

RSTI-CC-L Applications

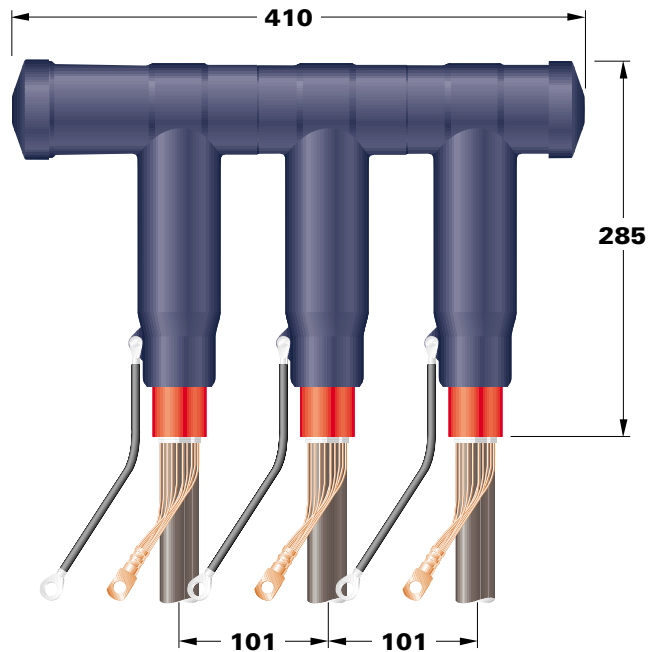
Double connection

Material requested for 3 phases:
 1 x RSTI-L 56xx (kits)
 1 x RSTI-CC-L 56xx (coupling connector kit)



Single core branch off

Material requested for 3 phases:
 1 x RSTI-L 56xx (kits)
 2 x RSTI-CC-L 56xx (coupling connector kit)
 1 x RSTI 56TP (terminating plug kit)



Note:

All applications shown in the brochure need to have a mechanical support meeting the requirements for dynamic short circuit.

RSTI-CC-L Accessories


Test rod

Ref. no.: RSTI-56TR; Length: 310 mm
 RSTI-56TRL; Length: 460 mm
 RSTI-56TRA; Kit includes
 2 short and 1 long testrod




Terminating plug

Ref. no.: RSTI-56TP



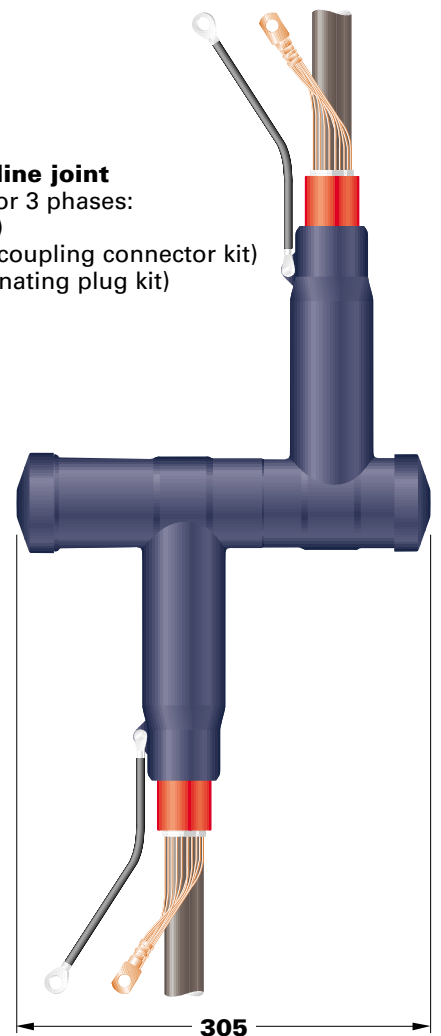
Earthing adapter

Ref. no.: RSTI-56EA20; Ball diameter: 20 mm
 RSTI-56EA25; Ball diameter: 25 mm



Disconnectable inline joint

Material requested for 3 phases:
 1 x RSTI-L 56xx (kits)
 1 x RSTI-CC-L 56xx (coupling connector kit)
 1 x RSTI 56TP (terminating plug kit)



RSTI-CC-L
Screened, separable coupling connection system
630 A up to 24 kV

Technical data

Cable insulation diameter range	12.7 - 34.6 mm
Connector cross-section range	25 - 300 mm ²
Maximum system voltage	24 kV
Continuous current rating	630 A
Basic impulse level	125 kV
Partial discharge at 2 U ₀	< 6 pC
AC voltage withstand, 1 min	57 kV
DC voltage withstand, 15 min	76 kV
Thermal short circuit, 1 s	33 kA
Dynamic short circuit	84 kA

The adapters meet the international CENELEC HD 629.1 S1 specification.

Selection table

Screened separable coupling connection system with DIN compression lugs

Cross section mm ²	12 kV Diameter core insulation		Reference number Conductor material		Cross section mm ²	24 kV Diameter core insulation		Reference number Conductor material	
	min	max	Al	Cu		min	max	Al	Cu
25	12.7-	25.0 mm	RSTI-CC-L5610	RSTI-CC-L5630	25	12.7-	25.0 mm	RSTI-CC-L5610	RSTI-CC-L5630
35	12.7-	25.0 mm	RSTI-CC-L5611	RSTI-CC-L5631	35	12.7-	25.0 mm	RSTI-CC-L5611	RSTI-CC-L5631
50	12.7-	25.0 mm	RSTI-CC-L5612	RSTI-CC-L5632	50	12.7-	25.0 mm	RSTI-CC-L5612	RSTI-CC-L5632
70	12.7-	25.0 mm	RSTI-CC-L5613	RSTI-CC-L5633	70	12.7-	25.0 mm	RSTI-CC-L5613	RSTI-CC-L5633
95	12.7-	25.0 mm	RSTI-CC-L5614	RSTI-CC-L5634	95	21.2-	34.6 mm	RSTI-CC-L5624	RSTI-CC-L5644
120	12.7-	25.0 mm	RSTI-CC-L5615	RSTI-CC-L5635	120	21.2-	34.6 mm	RSTI-CC-L5625	RSTI-CC-L5645
150	21.2-	34.6 mm	RSTI-CC-L5626	RSTI-CC-L5646	150	21.2-	34.6 mm	RSTI-CC-L5626	RSTI-CC-L5646
185	21.2-	34.6 mm	RSTI-CC-L5627	RSTI-CC-L5647	185	21.2-	34.6 mm	RSTI-CC-L5627	RSTI-CC-L5647
240	21.2-	34.6 mm	RSTI-CC-L5628	RSTI-CC-L5648	240	21.2-	34.6 mm	RSTI-CC-L5628	RSTI-CC-L5648
300	21.2-	34.6 mm	RSTI-CC-L5629	RSTI-CC-L5649	300	21.2-	34.6 mm	RSTI-CC-L5629	RSTI-CC-L5649

Kits including deep indent lugs are on request

Screened separable coupling connection system with mechanical lugs and shear bolts

Cross section mm ²	12 kV Diameter core insulation		Reference number Conductor material	Cross section mm ²	24 kV Diameter core insulation		Reference number Conductor material
	min	max			Al or Cu	min	
35- 95	12.7-	25.0 mm	RSTI-CC-L5651	35- 70	12.7-	25.0 mm	RSTI-CC-L5651
95-120	12.7-	25.0 mm	RSTI-CC-L5652	95-185	17.0 -	32.6 mm	RSTI-CC-L5653
95-240	17.0-	32.6 mm	RSTI-CC-L5653	95-240	21.2-	34.6 mm	RSTI-CC-L5654
150-240	21.2-	34.6 mm	RSTI-CC-L5654	300	21.2-	34.6 mm	RSTI-CC-L5655
300	21.2-	34.6 mm	RSTI-CC-L5655				



Tyco Electronics Raychem GmbH
 Finsinger Feld 1, 85521 Ottobrunn/Munich, Germany
 Phone: +49-89-6089-0, Fax: +49-89-6096345
<http://energy.tycoelectronics.com>

All of the above information, including drawings, illustrations and graphic designs, reflects our present understanding and is to the best of our knowledge and belief correct and reliable. Users, however, should independently evaluate the suitability of each product for the desired application. Under no circumstances does this constitute an assurance of any particular quality or performance. Such an assurance is only provided in the context of our product specifications or explicit contractual arrangements. Our liability for these products is set forth in our standard terms and conditions of sale. RAYCHEM is a trademark.

Energy Division – economical solutions for the electrical power industry: cable accessories, connectors & fittings, electrical equipment, instruments, lighting controls, insulators & insulation enhancement and surge arresters.

a vital part of your world